

Sketchlet Tutorial

External Spreadsheets

sketchlet.sf.net

Željko Obrenović

obren.info/



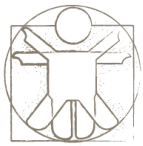
Spreadsheets

- In Sketchlet spreadsheets can be used to quickly outline the behavior of sketches
- Spreadsheet is proven, highly productive and simple to learn and use end-user development paradigm
- With such tools designers can quickly define more complex interaction scenarios, without requiring intensive programming



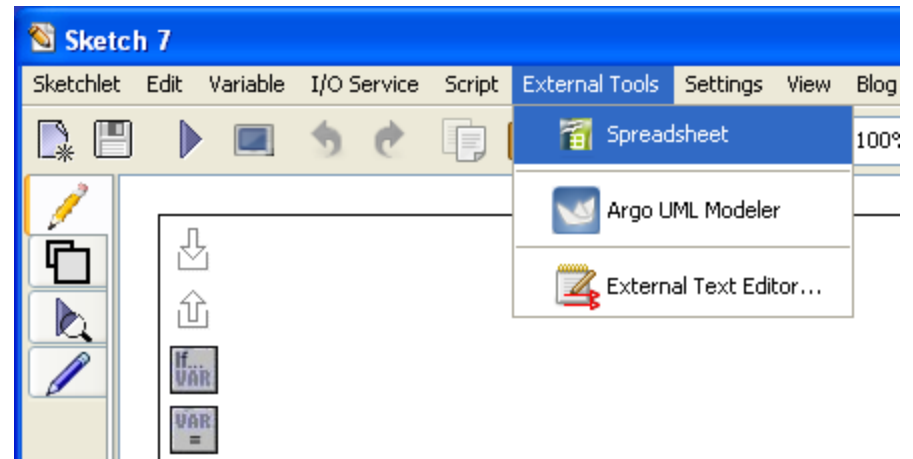
Spreadsheets

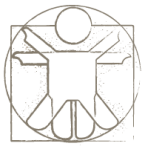
- We currently support OpenOffice.org CALC spreadsheets
- Spreadsheets were included in Sketchlet by means of add-ins for OpenOffice.org CALC
- From the end-user point of view the add-ons constitute only a few additional functions that are accessible as spreadsheet formulas



Sketchlet and Spreadsheets

- In “External Tools”





Sketchlet and Spreadsheets

- You can simply copy variables from Sketchlet and paste them in the spreadsheet

The screenshot shows a window titled 'Variables' containing a table of data. The table has three columns: 'Variable Name', 'Value', and 'De'. The 'wii-accel-x' row is selected, and a context menu is open over it. The context menu includes options such as 'Read formula(s)', 'Read as number formula(s)', 'Write formula(s)', 'Table', 'Edit...', 'Copy Variable Names', 'Copy Spreadsheet Formulas', 'Copy Script Expressions', 'Remove', 'Set count filter...', and 'Set group...'. The 'Copy Spreadsheet Formulas' option is highlighted.

Variable Name	Value	De
time_hour	16	
time_minute	00	
time_second	08	
wii-vibration	500	[in]
wii-accel-raw-x	128	
wii-accel-raw-y	22	
wii-accel-raw-z	156	
wii-accel-x	309.0	
wii-accel-y		
wii-accel-z		
wii-ir-1-pos-y		
wii-ir-1-pos-x		



Examples

- [YouTube Video](#)
- [YouTube Video](#)



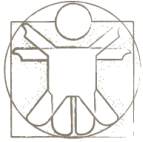
Sketchlet Spreadsheet Functions

- Allow users to update or read all variables of any service connected to Sketchlet
 - expression `AMICO_WRITE("spelling";B10)` is evaluated every time when cell B10 is updated, and calls the Google spelling checker service (triggered by updating variable “spelling”);
 - expression `AMICO_READ("spelling-suggestion")` obtains the current value of the variable “spelling-suggestion”, updated by the Google spelling checker adapter



Sketchlet Spreadsheet Functions

- **AMICO_WRITE**(<variable-names>,<values>)
- **AMICO_READ**(<variable-name>)
- **AMICO_WRITE_DELAYED**(<variable-names>,<values>,<delays>)
- **AMICO_READ_LOOP**(<variable>,<cell-or-row>,<cel/row-id>,<start-value>,<end-value>,<step>)



AMICO_WRITE

- **AMICO_WRITE**(<variable-names>,<values>)
- Updates AMICO variables with the specified values (returns the same value, or the last value in case a range of cells is specified).



AMICO_READ

- **AMICO_READ**(<variable-name>)
- Registers for notifications of an AMICO variable with a given name and updates the spreadsheet every time when a new value is received. Our spreadsheet extension creates a thread that listens for notifications of registered variables, and propagates the received values to the spreadsheet formulas that use this value.



AMICO_WRITE_DELAYED

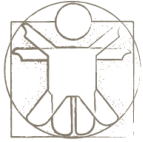
- **AMICO_WRITE_DELAYED(<variable-names>, <values>, <delays>)**
- Updates AMICO variable(s) with given values, after (a) given delay(s). For example, `AMICO_WRITE_DELAYED("A", "test", 2.5)` will update the variable A with the value "test" after 2.5 seconds.
`AMICO_WRITE_DELAYED(A1:A10, B1:B10, C1:C10)` will update variables with names defined in cells A1 to A10, with values defined in cells B1 to B10, with delays defined in cells C1 to C10 (i.e., the function will first wait for a period defined in C1 and then update a variable with the name defined in cell A1 with the value from cell B1, then it will wait for a period defined in cell C2 before updating variables with the name defined in cell B2, and so on). The function returns the values as they are updated (in our example, it returns B1, B2 ... B10).



	A	B	C	D	E	F
1	Note	Velocity	Duration (ms)	Variable	Value	Pause (s)
2	71	100	400	midi-note	=A2 & " " & B2 & " " & C2	=C2/1000
3	71	100	400	midi-note	71 100 400	0.4
4	71	100	400	midi-note	71 100 400	0.4
5				pause		0.5
6	71	100	400	midi-note	71 100 400	0.4
7	71	100	400	midi-note	71 100 400	0.4
8	71	100	400	midi-note	71 100 400	0.4
9				pause		0.5
10	71	100	400	midi-note	71 100 400	0.4
11	73	100	400	midi-note	73 100 400	0.4
12	69	100	400	midi-note	69 100 400	0.4
13	70	100	400	midi-note	70 100 400	0.4
14	71	100	400	midi-note	71 100 400	0.4
15				pause		0.5
16						
17	=AMICO_WRITE_DELAYED(D2:D15; E2:E15; F2:F15)					

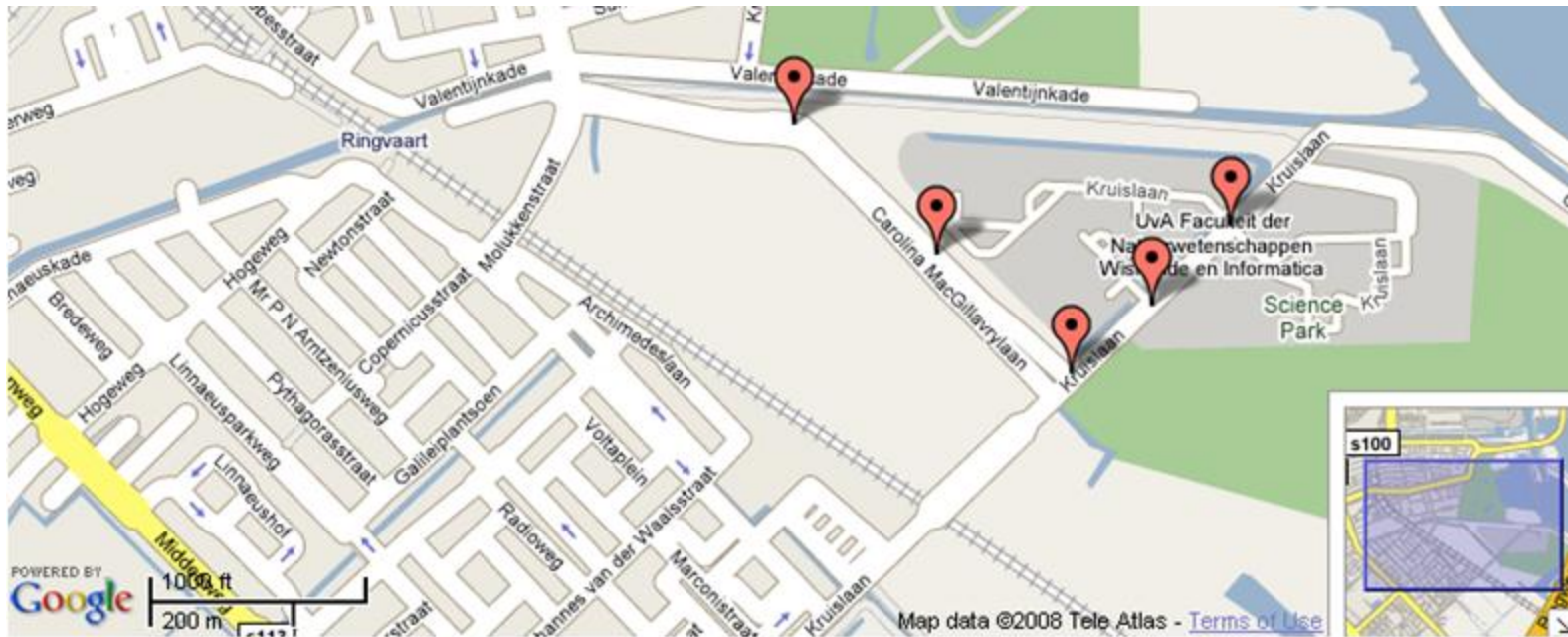


MIDI service (with TCP connection to AMICO)



AMICO_READ_LOOP

- **AMICO_READ_LOOP**(<variable>,<cell-or-row>,<cel/row-id>,<start-value>,<end-value>,<step>)
- Maps sequential updates of an AMICO variable into a spatial update of spreadsheet cells. Updates are performed incrementally within a given row or column, with a given step. For example, `AMICO_READ_LOOP("var1", "column", "A", 5, 10, 1)`, will map updates of variable `var1` to a range of cells; the first update will update cell `A5`, the second update to `A6`, etc.



	A	B	C
1			=AMICO_READ_LOOP("longitude";"column";"A";4;1)
2			=AMICO_READ_LOOP("latitude";"column";"B";4;1)
3			=SUM(C5:C100)*68
4	52.356417294872	4.954748153687	
5	52.355395075667	4.953117370605	=SQRT((B5-B4)^2 + (A5-A4)^2)
6	52.354530102487	4.951443672180	=SQRT((B6-B5)^2 + (A6-A5)^2)
7	52.356050347108	4.948654174805	=SQRT((B7-B6)^2 + (A7-A6)^2)
8	52.357701588050	4.945693016052	=SQRT((B8-B7)^2 + (A8-A7)^2)